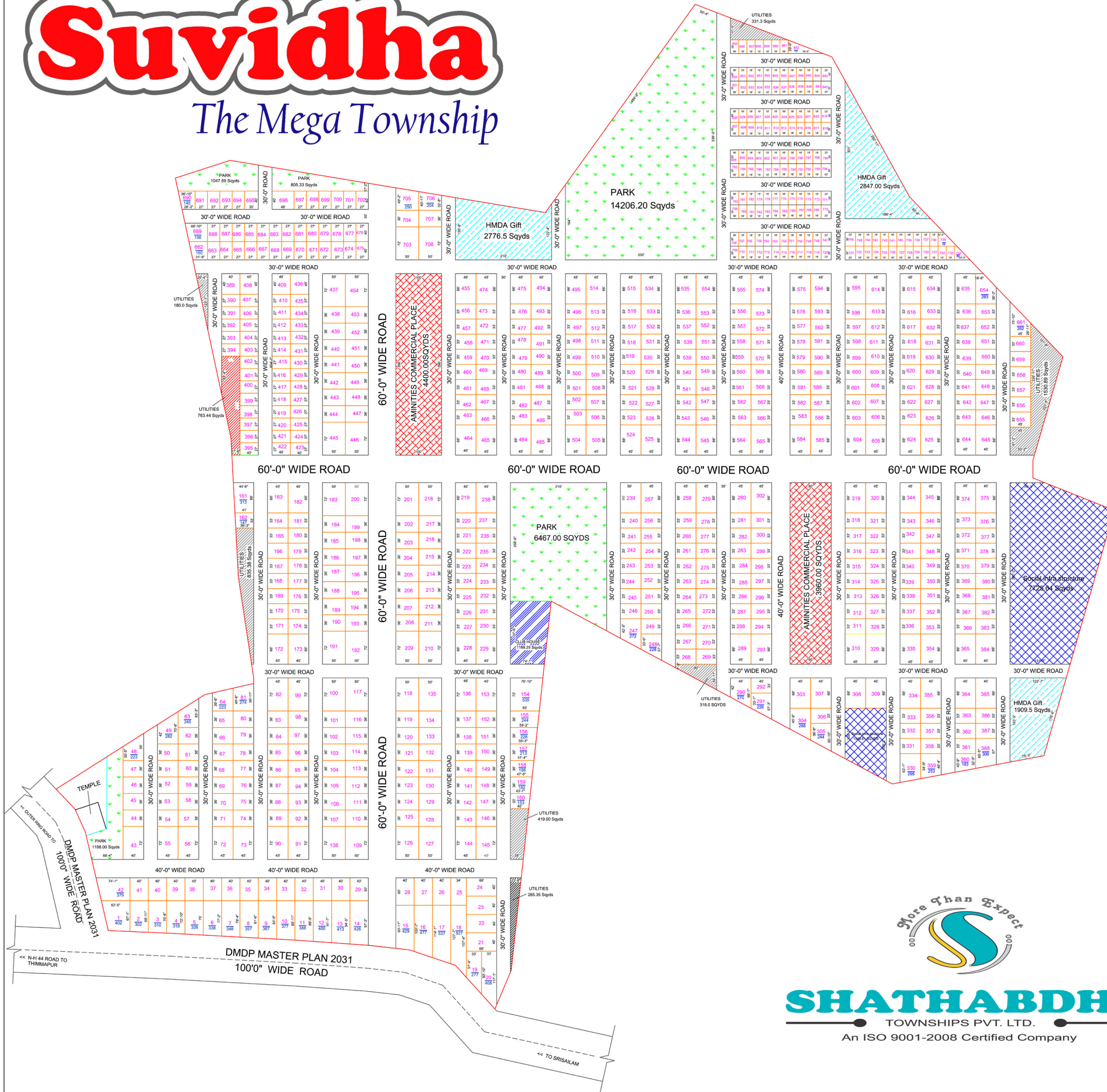


# Suvidha

The Mega Township



LAYOUT PLAN IN SY NO: 41 to 45, 20 to 28 & 278,  
 AT AMEERPET (VILLAGE),MAHESHWARAM (MDL),  
 RANGAREDDY (DIST),TELANGANA STATE.  
 OWNERS:  
 M/S SHATHABDHI TOWNSHIPS PVT., LTD.,  
 REP BY: K.SRINIVAS REDDY S/O K.SANJEEVA REDDY

REFERENCE:	scale: 1:600	NORTH
LAYOUT BOUNDARY	-----	
TOTAL LAYOUT AREA	308187.00 SQYDS (63 AC- 27 GUNTAS)	
DMDP ROAD EFFECTED AREA	4137.00 SQYDS (AC 00 - 34 GUNTAS)	
NET LAYOUT AREA	304050.00 SQYDS (62 AC- 32.8 GUNTAS)	
TOTAL NO OF PLOTS	861 NO'S	
WATER HARVESTING PITS	(4'X4'X6') : 300 No'S	

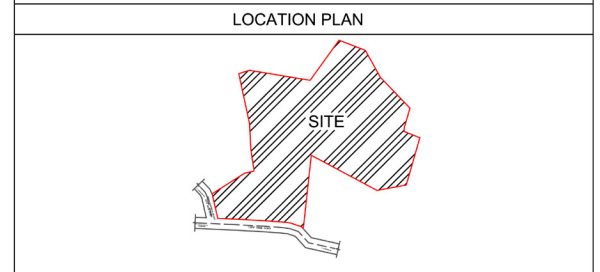
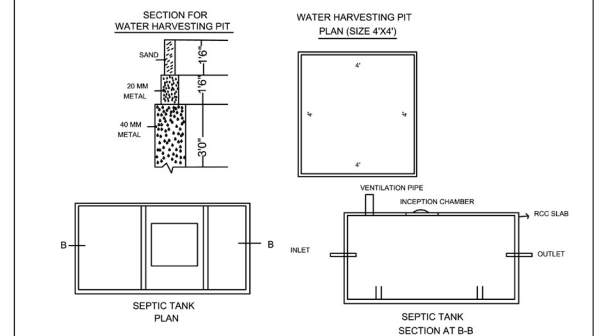
**EACH PLOT SIZES**

33'-0"X45'-0"=165.00 Sqyds	45'-0"X72'-0"=360.00 Sqyds
36'-0"X50'-0"=200.00 Sqyds	27'-0"X40'-0"=120.00 Sqyds
40'-0"X50'-0"=222.22 Sqyds	18'-0"X30'-0"=60.00 Sqyds
45'-0"X66'-0"=330.00 Sqyds	
50'-0"X72'-0"=400.00 Sqyds	

**Total Layout Area**  
 62 AC- 32.8 GUNTAS

**AREA STATEMENT:-**

DESCRIPTION	AREA IN Sq.yds	AREA IN Percentage
Total Layout Area	308187.00	
DMDP road effected area	4137.00	
NET Layout area	304050.00	100.0 %
Road area	94432.06	31.00 %
Park Open place	23714.12	7.80 %
Social infrastructures	9066.25	3.00 %
Utilities	4663.36	1.54 %
HMDA Gift	7533.00	2.50 %
L I G:	11249.60	3.70 %
E W S:	9504.88	3.13 %
Plotted area	143886.73	47.33 %
NET Layout area	304050.00	100.0%



ARCHITECT SIGNATURE	OWNER SIGNATURE